



Back of note



**CRISP**  
evolution  
Banknotes for you, for me, for us

If you are in any doubt, compare the note to one that you know is real.

For further information, see  
[www.centralbankbahamas.com/banknotes](http://www.centralbankbahamas.com/banknotes)

© Central Bank of The Bahamas 2024



**CRISP**  
evolution  
Banknotes for you, for me, for us

Your Updated  
\$1 Banknote  
2024




Front of note

A new \$1 banknote has been introduced and it is important that you know what to look for to check that a note is real


If you are in any doubt, compare the note to one that you know is real. For further information, see [www.centralbankbahamas.com/banknotes](http://www.centralbankbahamas.com/banknotes)

## Feel



**1** The characteristic raised print of genuine banknotes can be found throughout the note. This can be felt by running your fingers across various areas of the note such as the Bank title, the large \$1 values and the bar at the side of the front of the note.

## Look



When you hold the note up to the light you will see:

**2** The watermark of Sir Lynden O. Pindling – the same subject as the printed portrait on the front of the note – along with a lighter area reading "\$1". You can see this from both sides of the note.



**3** Originally a pure print security element that, when held up to the light, combines elements of the front and back of the note to form a complete image.

## Tilt




**4** On the front you can see a flying owl in green iridescent colour and on the back side appears an iridescent stripe with repeating images of the letters CBB, \$1 and a snake.



**5** Optically variable image on the front, which changes its color and information according to the viewing angle and light direction.

## Check



**7** If you look at the note under ultra violet (UV) light, you will see on the front side the numberings and a colour block showing the number "1". You will also notice the scattered fibres all over the notes that show up under UV light.



**8** There are some areas on the note that just look like plain areas of print or simple lines. But when you look at these using a magnifying lens, you will see that they read "Central Bank of The Bahamas" and "1 Dollar".