



Back of note

To assist in authenticating your banknotes, download the CBB Banknote MAP using the QR codes below:



**CRISP**  
evolution  
Banknotes for you, for me, for us

CENTRAL BANK OF THE BAHAMAS

If you are still in doubt, compare the suspect note to one that you know is real.

For further information, see  
[www.centralbankbahamas.com/banknotes](http://www.centralbankbahamas.com/banknotes)



© Central Bank of The Bahamas 2021



**CRISP**  
evolution  
Banknotes for you, for me, for us

CENTRAL BANK OF THE BAHAMAS

Your New  
**\$100 Banknote**



Front of note

A new \$100 banknote has been introduced, and it is important that you know what to look for to verify whether a note is genuine or not.

If you are still in doubt, compare the suspect note to one that you know is real. For further information, see [www.centralbankbahamas.com/banknotes](http://www.centralbankbahamas.com/banknotes)


## Feel



- 1 The characteristic raised print of genuine banknotes can be found throughout the note. This can be detected by running your fingers across various areas of the note such as: the Bank's title, the large \$100 values, and the tactile diamonds.

## Look


When you hold the note up to the light you will see:



- 2 The watermark of Arthur Dion Hanna – the same subject as the printed portrait on the front of the note, along with a lighter area reading “\$100”. You can see this from both sides of the note.



- 3 To the right of the portrait, there is an oval transparent window. Within the window you can see a jellyfish.



- 4 See-through feature: a pure print security element which, when held up to the light combines elements of the front and back of the note to form a complete image.

## Tilt



- 5 On the back of the note, the wide security stripe has a three-dimensional image of fish swimming that can be seen when the note is tilted. There are small letters “CBB” around the water droplet.



- 6 On the front of the note, near the centre, there is a shell that changes colour from metallic green to gold, with a circular pattern that moves across the shell as you tilt the note.




- 7 There is a subtle, lustrous golden band across the back of the note. In this band you can see repeating images of the letters “CBB”, “\$100”, and fish.

## Check



- 8 If you look at the note under ultra violet (UV) light, you will see a number of features revealed. On the front you will see “100”, and the serial numbers will illuminate. You will also notice that there are scattered fibres all over the note.



- 9 There are some areas on the note that just look like plain areas of print or simple lines. When you look at these using a magnifying lens, you will see that they read “CBB”, “100 Dollars”, and “Central Bank of The Bahamas”.